

GEO-Sense Footfall Headline Report

Slough

January 2021

242514

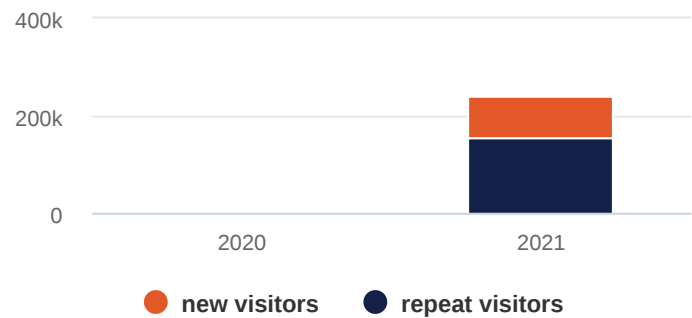
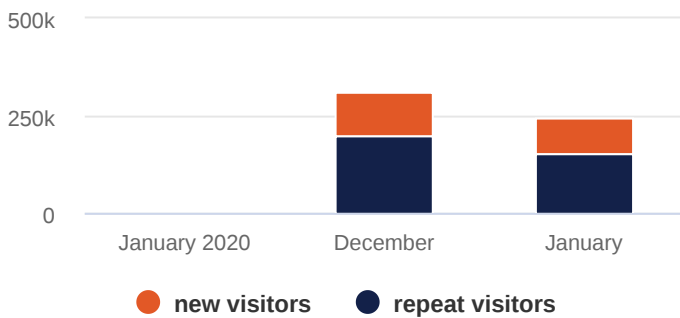
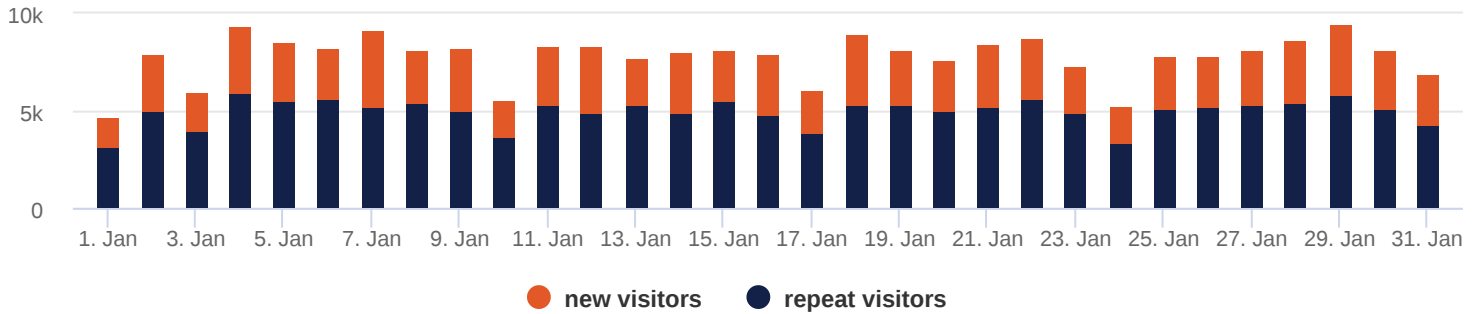
Total visits this period

footfall is
-21.81%
down based
on last
month

7823

Average visitors per day

Overall footfall statistics



Headlines

- The change in footfall compared to the previous month is a **-21.81%** increase
- The total number of visitors was **242514** of which **154087** (64%) have visited previously and **88427** (36%) were new
- The average number of visitors per day has increased by **0%** based on the year to date average
- Footfall for the year to date has increased by **100%** (242514) based on the same period last year
- The busiest zone during January was the **Brunel Way - Taxi Rank (2)** with **93722** visitors, **38.65%** of the total venue visitors

Busiest Days

- The busiest day this month was **Friday 29th** with **9486**, 4% of the total of which **3663** (39%) were new visitors
- During this day the busiest time was between **16:00 and 17:00**
- Average Dwell for the day was **148** minutes

Intelli-Sense Analytics

powered by GEO-Sense

www.geo-sense.co.uk

www.geo-sense.co.uk

