

GEO-Sense Footfall Headline Report

Slough

January 2022

500135

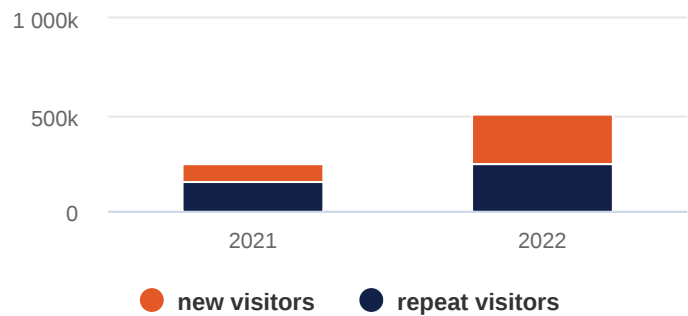
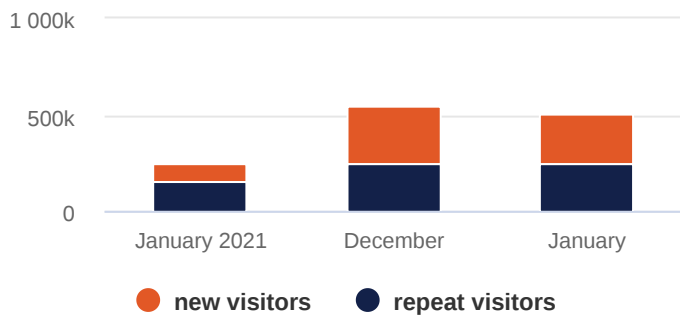
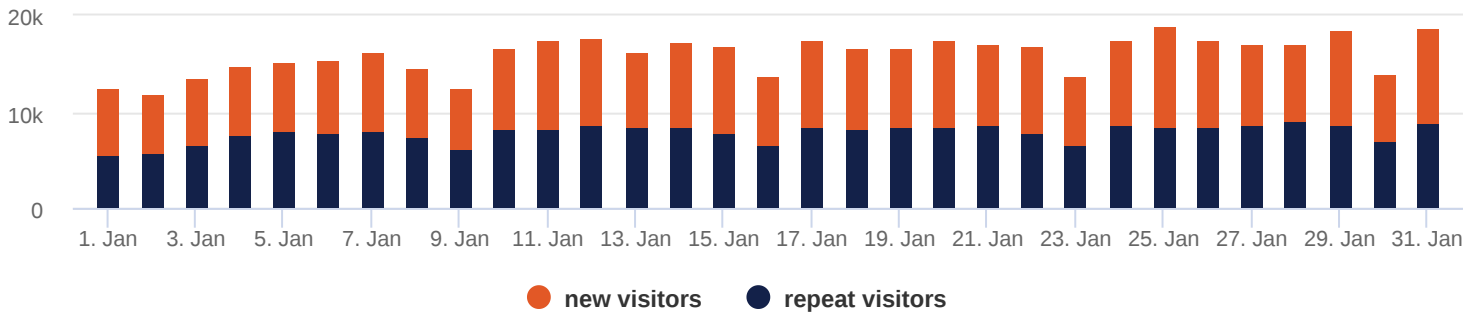
Total visits this period

footfall is
-8.14%
down based
on last
month

16133

Average visitors per day

Overall footfall statistics



Headlines

- The change in footfall compared to the previous month is a **-8.14%** increase
- The total number of visitors was **500135** of which **243658** (49%) have visited previously and **256477** (51%) were new
- The average number of visitors per day has increased by **0%** based on the year to date average
- Footfall for the year to date has increased by **26.3%** (131513) based on the same period last year
- The busiest zone during January was the **Brunel Way - Taxi Rank (2)** with **160754** visitors, **32.14%** of the total venue visitors

Busiest Days

- The busiest day this month was **Tuesday 25th** with **19036**, **4%** of the total of which **10540** (55%) were new visitors
- During this day the busiest time was between **16:00 and 17:00**
- Average Dwell for the day was **185** minutes

Intelli-Sense Analytics

powered by GEO-Sense

www.geo-sense.co.uk

www.geo-sense.co.uk

