

GEO-Sense Footfall Headline Report

Slough

February 2022

445147

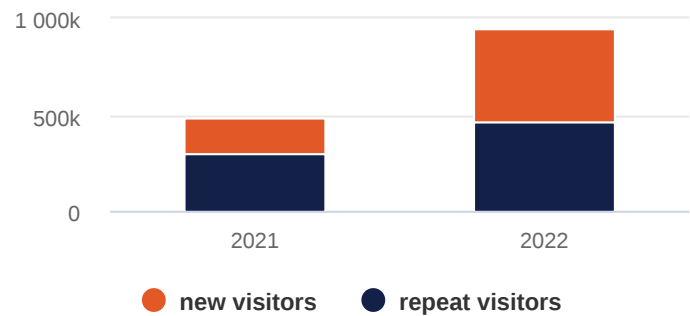
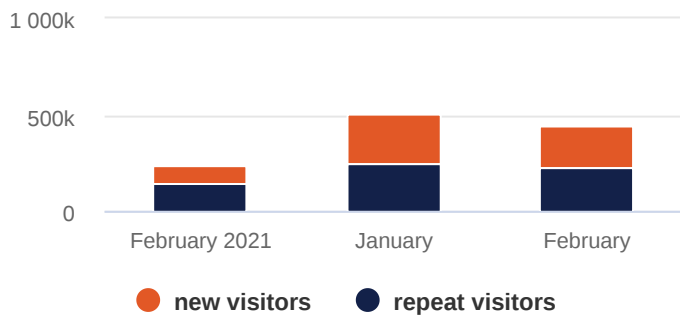
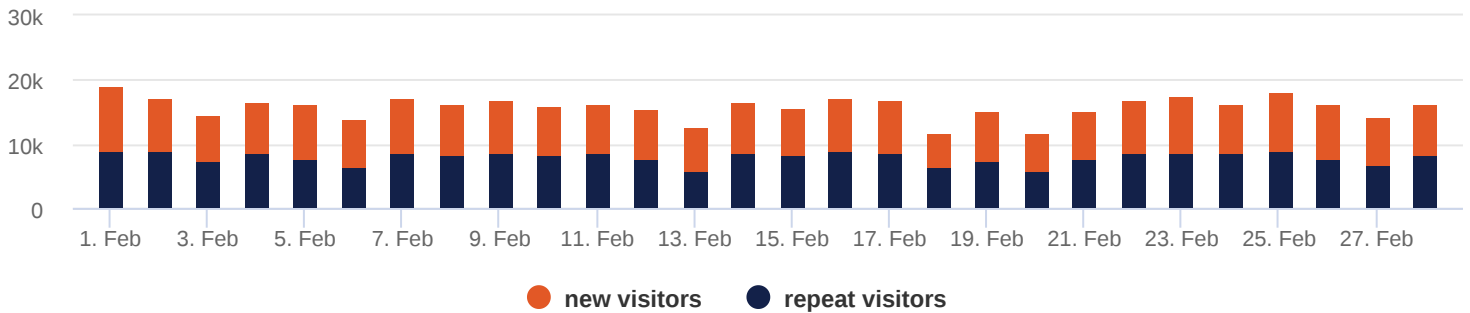
Total visits this period

footfall is
-10.99%
down based
on last
month

15898

Average visitors per day

Overall footfall statistics



Headlines

- The change in footfall compared to the previous month is a **-10.99%** decreased
- The total number of visitors was **445147** of which **224495** (50%) have visited previously and **220652** (50%) were new
- The average number of visitors per day has decreased by **-1.46%** based on the year to date average
- Footfall for the year to date has increased by **22.34%** (211189) based on the same period last year
- The busiest zone during February was the **Brunel Way - Taxi Rank (2)** with **152625** visitors, **34.29%** of the total venue visitors

Busiest Days

- The busiest day this month was **Tuesday 1st** with **19053**, 4% of the total of which **10047** (53%) were new visitors
- During this day the busiest time was between **9:00 and 10:00**
- Average Dwell for the day was **171** minutes

Intelli-Sense Analytics

powered by GEO-Sense

www.geo-sense.co.uk

www.geo-sense.co.uk

