

GEO-Sense Footfall Headline Report

Slough

April 2022

400339

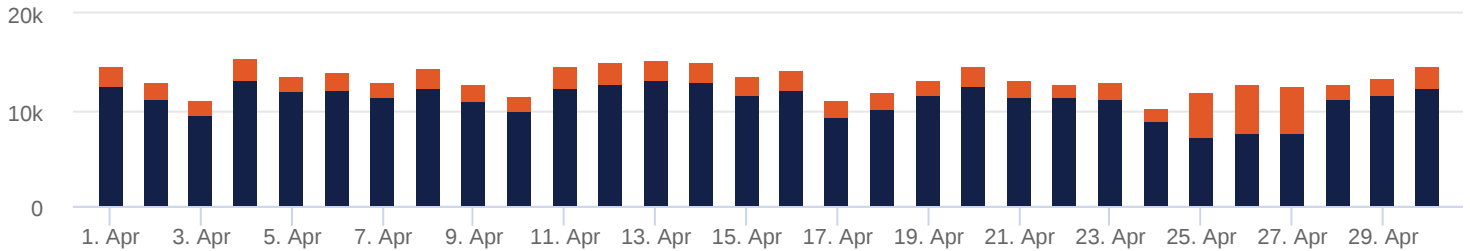
Total visits this period

footfall is
-15.1%
down based
on last
month

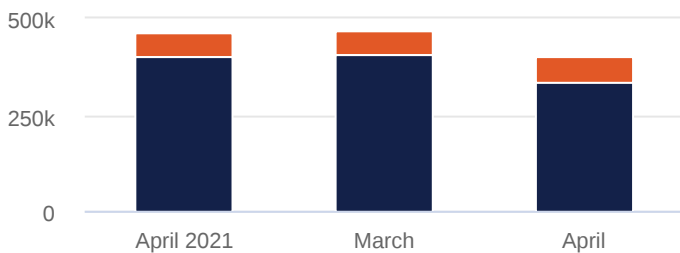
13344

Average visitors per day

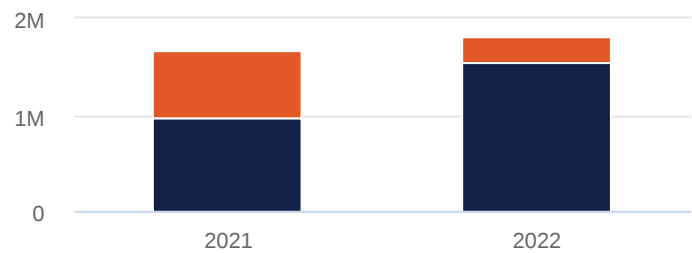
Overall footfall statistics



● new visitors ● repeat visitors



● new visitors ● repeat visitors



● new visitors ● repeat visitors

Headlines

- The change in footfall compared to the previous month is a **-15.1%** decreased
- The total number of visitors was **400339** of which **333789** (83%) have visited previously and **66550** (17%) were new
- The average number of visitors per day has decreased by **-15.23%** based on the year to date average
- Footfall for the year to date has increased by **8.63%** (156758) based on the same period last year
- The busiest zone during April was the **Brunel Way - Taxi Rank (2)** with **122351** visitors, **30.56%** of the total venue visitors

Busiest Days

- The busiest day this month was **Monday 4th** with **15528**, 4% of the total of which **2334** (15%) were new visitors
- During this day the busiest time was between **13:00 and 14:00**
- Average Dwell for the day was **175** minutes

Intelli-Sense Analytics

powered by GEO-Sense

www.geo-sense.co.uk

www.geo-sense.co.uk

