

GEO-Sense Footfall Headline Report

Slough

June 2021

337082

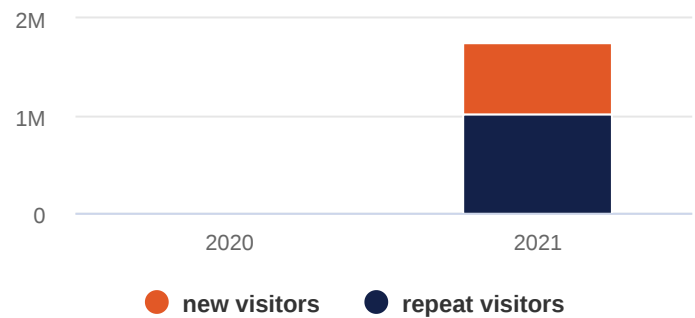
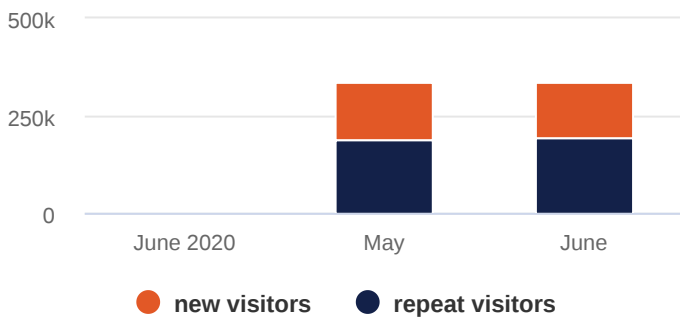
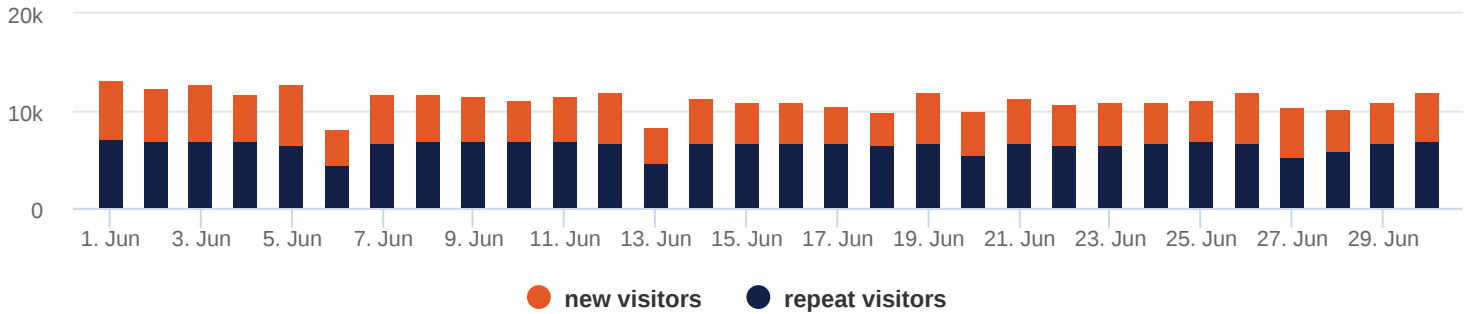
Total visits this period

footfall is
0.37%
up based on last
month

11236

Average visitors per day

Overall footfall statistics



Headlines

- The change in footfall compared to the previous month is a **0.37%** increase
- The total number of visitors was **337082** of which **195352** (58%) have visited previously and **141730** (42%) were new
- The average number of visitors per day has increased by **18.79%** based on the year to date average
- Footfall for the year to date has increased by **100%** (1765299) based on the same period last year
- The busiest zone during June was the **Brunel Way - Taxi Rank (2)** with **111220** visitors, **32.99%** of the total venue visitors

Busiest Days

- The busiest day this month was **Tuesday 1st** with **13354**, 4% of the total of which **6288** (47%) were new visitors
- During this day the busiest time was between **12:00 and 13:00**
- Average Dwell for the day was **163** minutes

Intelli-Sense Analytics

powered by GEO-Sense

www.geo-sense.co.uk

www.geo-sense.co.uk

