

# GEO-Sense Footfall Headline Report

Slough

September 2022

336,799

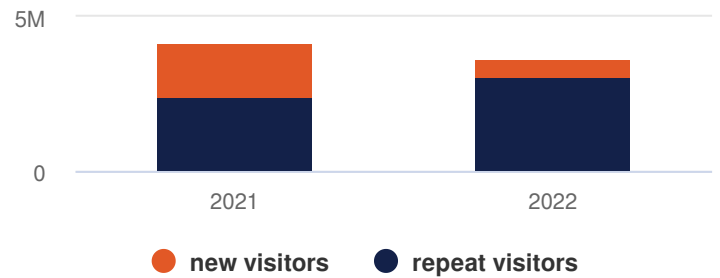
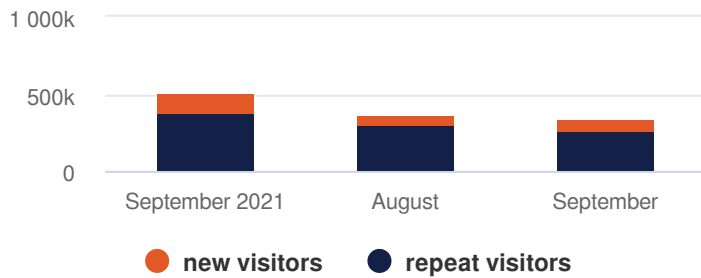
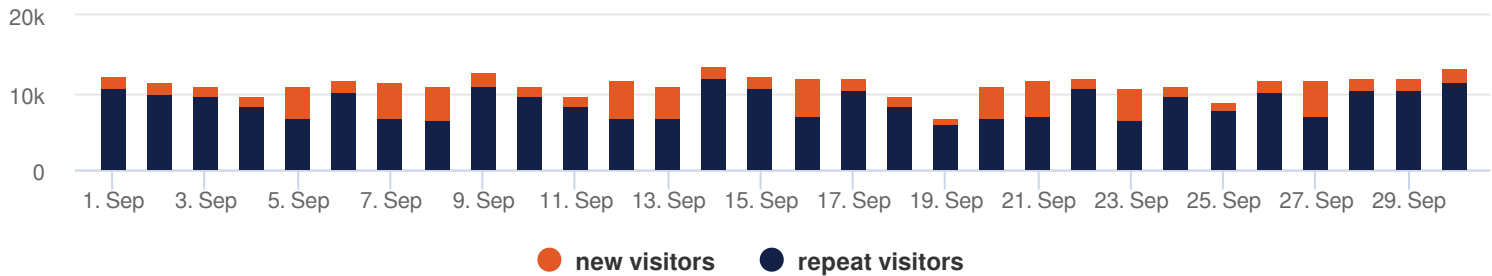
Total visits this period

Footfall is  
**-7%**  
down  
based on  
last month

11,227

Average visitors per day

## Overall footfall statistics



## Headlines

- The change in footfall compared to the previous month is a **-7%** decrease
- The total number of visitors was **336,799** of which **262,500** (78%) have visited previously and **74,298** (22%) were new
- The average number of visitors per day has decrease by **-18%** based on the year to date average
- Footfall for the year to date has increased by **-14%** (-494,719) based on the same period last year
- The busiest zone during September was the **Brunel Way - Taxi Rank (2)** with **101,814** visitors, **30%** of the total venue visitors

## Busiest Days

- The busiest day this month was **Wednesday 14th** with **13,618**, **4%** of the total of which **1,776** (13%) were new visitors
- During this day the busiest time was between **14:00 and 15:00**
- Average Dwell for the day was **169** minutes

Intelli-Sense Analytics

powered by GEO-Sense

<https://proximityfutures.com>