

# GEO-Sense Footfall Headline Report

Slough

January 2023

**361,203**

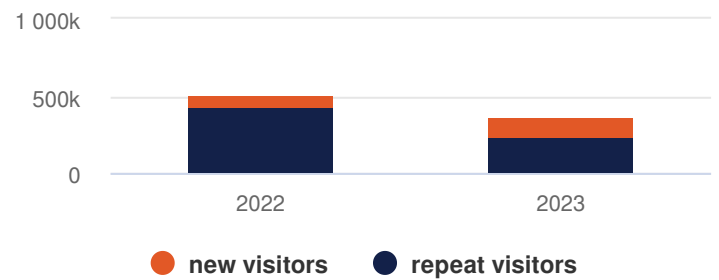
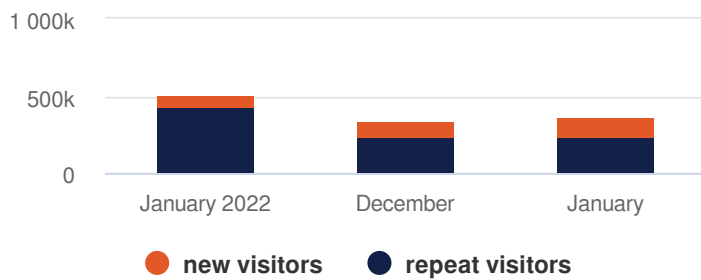
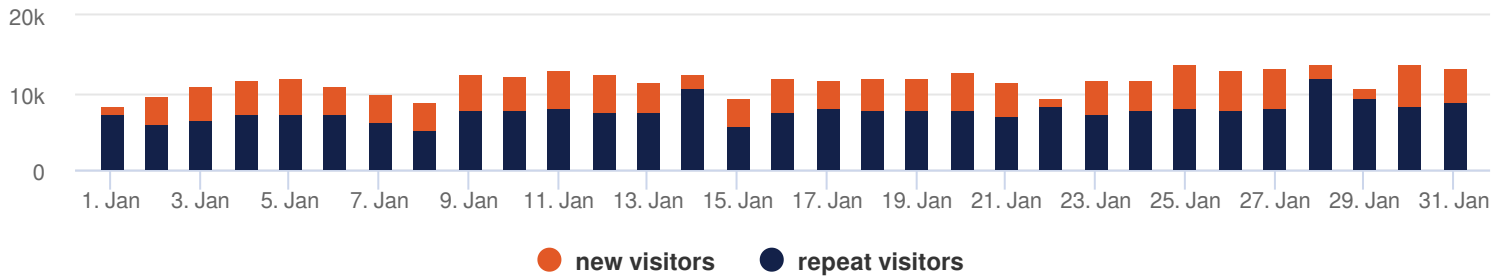
Total visits this period

Footfall is  
**7%**  
up based  
on last  
month

**11,652**

Average visitors per day

## Overall footfall statistics



## Headlines

- The change in footfall compared to the previous month is a **7%** increase
- The total number of visitors was **361,203** of which **240,145** (66%) have visited previously and **121,058** (34%) were new
- The average number of visitors per day has increase by **0%** based on the year to date average
- Footfall for the year to date has decreased by **-38%** (-138,934) based on the same period last year
- The busiest zone during January was the **Brunel Way - Taxi Rank (2)** with **104,182** visitors, **29%** of the total venue visitors

## Busiest Days

- The busiest day this month was **Saturday 28th** with **13,790**, **4%** of the total of which **1,829** (13%) were new visitors
- During this day the busiest time was between **13:00 and 14:00**
- Average Dwell for the day was **183** minutes

**Intelli-Sense Analytics**

powered by GEO-Sense

<https://proximityfutures.com>